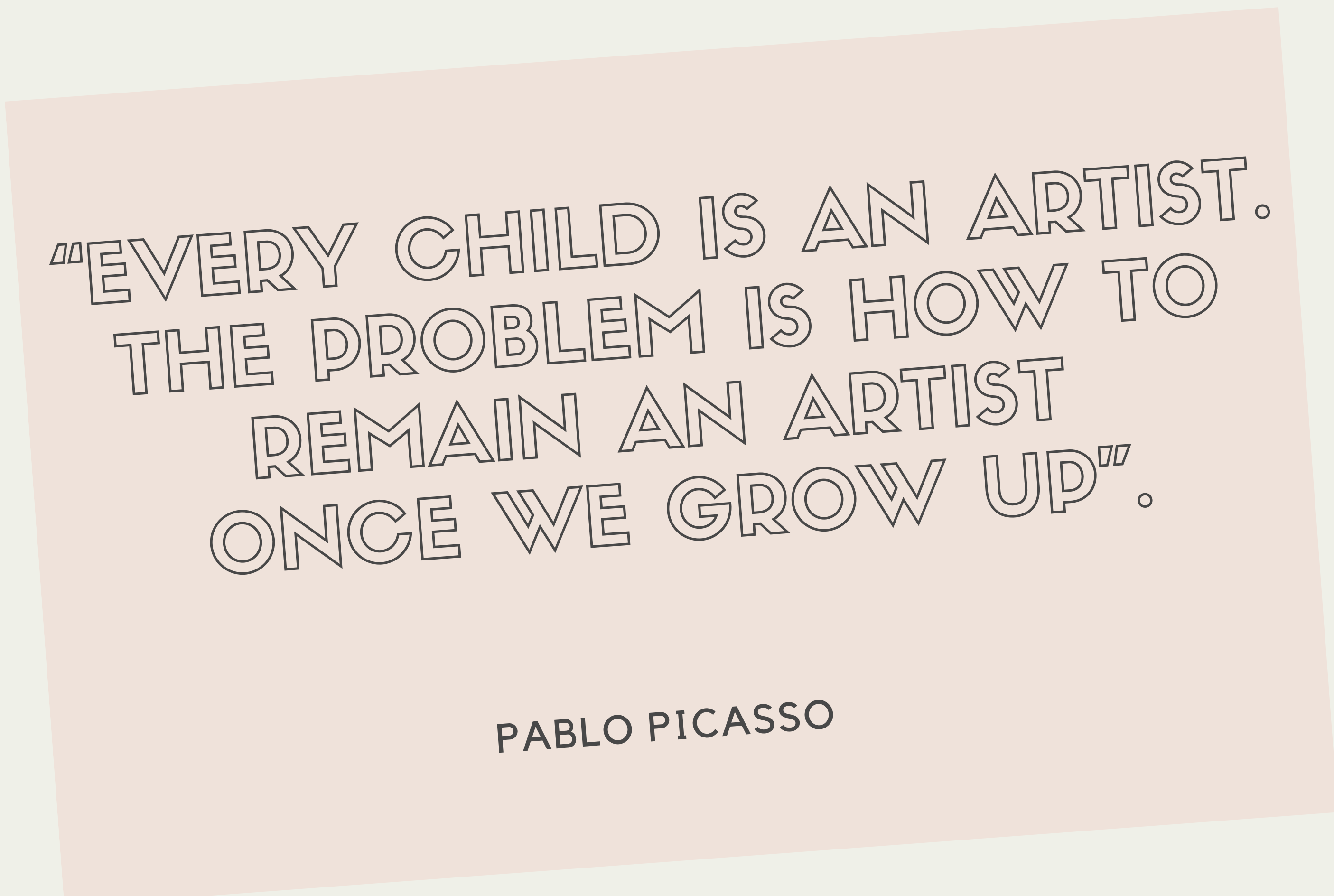
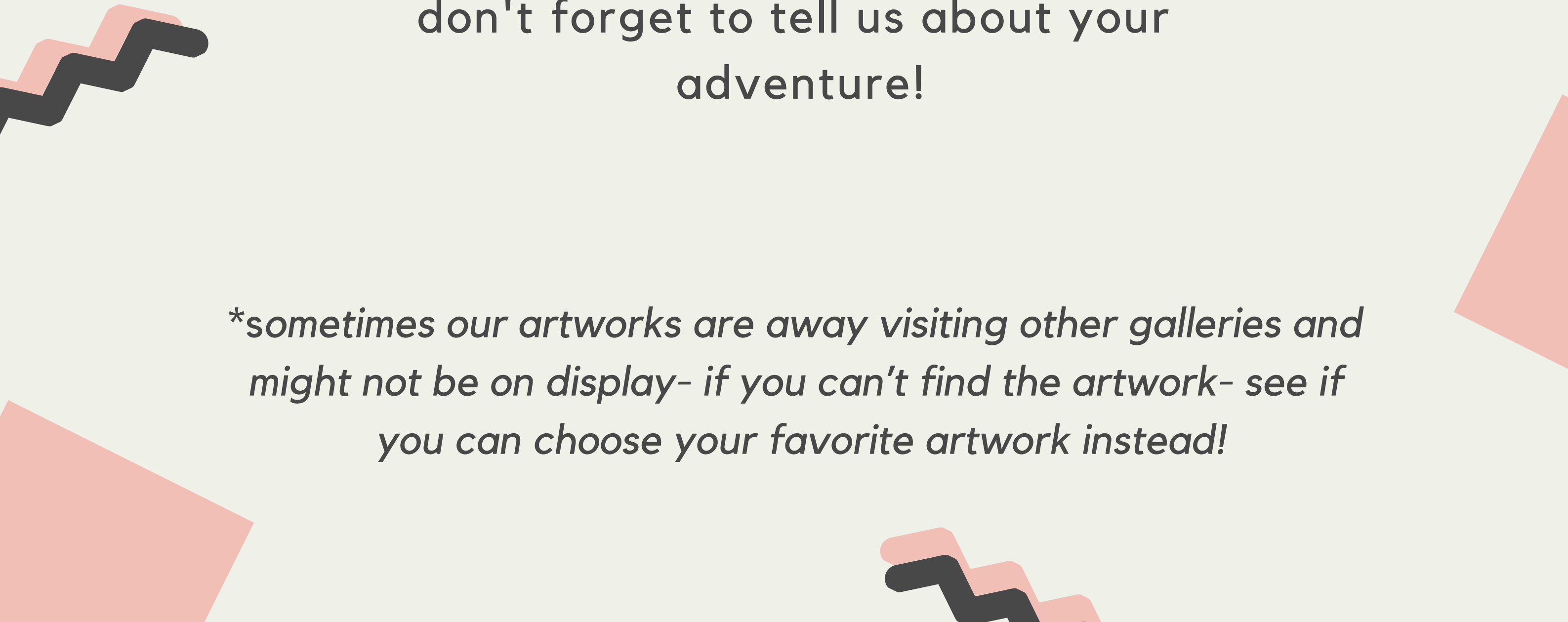


**HELLO! We are so glad that
you are here today to
explore the galleries!**



**“EVERY CHILD IS AN ARTIST.
THE PROBLEM IS HOW TO
REMAIN AN ARTIST
ONCE WE GROW UP”.**

PABLO PICASSO



Please enjoy the activity pack and
don't forget to tell us about your
adventure!

**sometimes our artworks are away visiting other galleries and
might not be on display- if you can't find the artwork- see if
you can choose your favorite artwork instead!*



Welcome to The Barber
institute of Fine Arts.
The gallery has been
here since 1939!

**Q. How many years is
that?**


Lady Barber created the institute to;
'encourage the enjoyment of arts and music'!
Maybe you can spot her portrait in the foyer?

Q. Can you spot her little furry friends?

Q. What kind of art do you think she liked?



The journey has already begun!



Can you spot a sculpture nearby balanced high up?
(We are looking for one made from a dark rock called
Gabro)

This is Amenhotep III who lived over 3,000 years ago!

Amenhotep was a Pharaoh who ruled Egypt for almost
40 years!

He had more than a thousand statues of himself made-
they would have all been beautifully painted in different
colours- including this one!

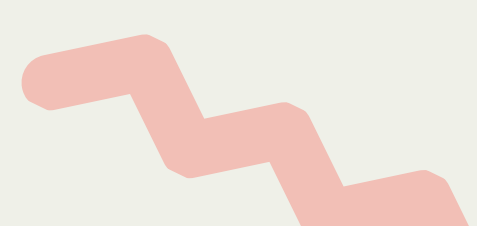

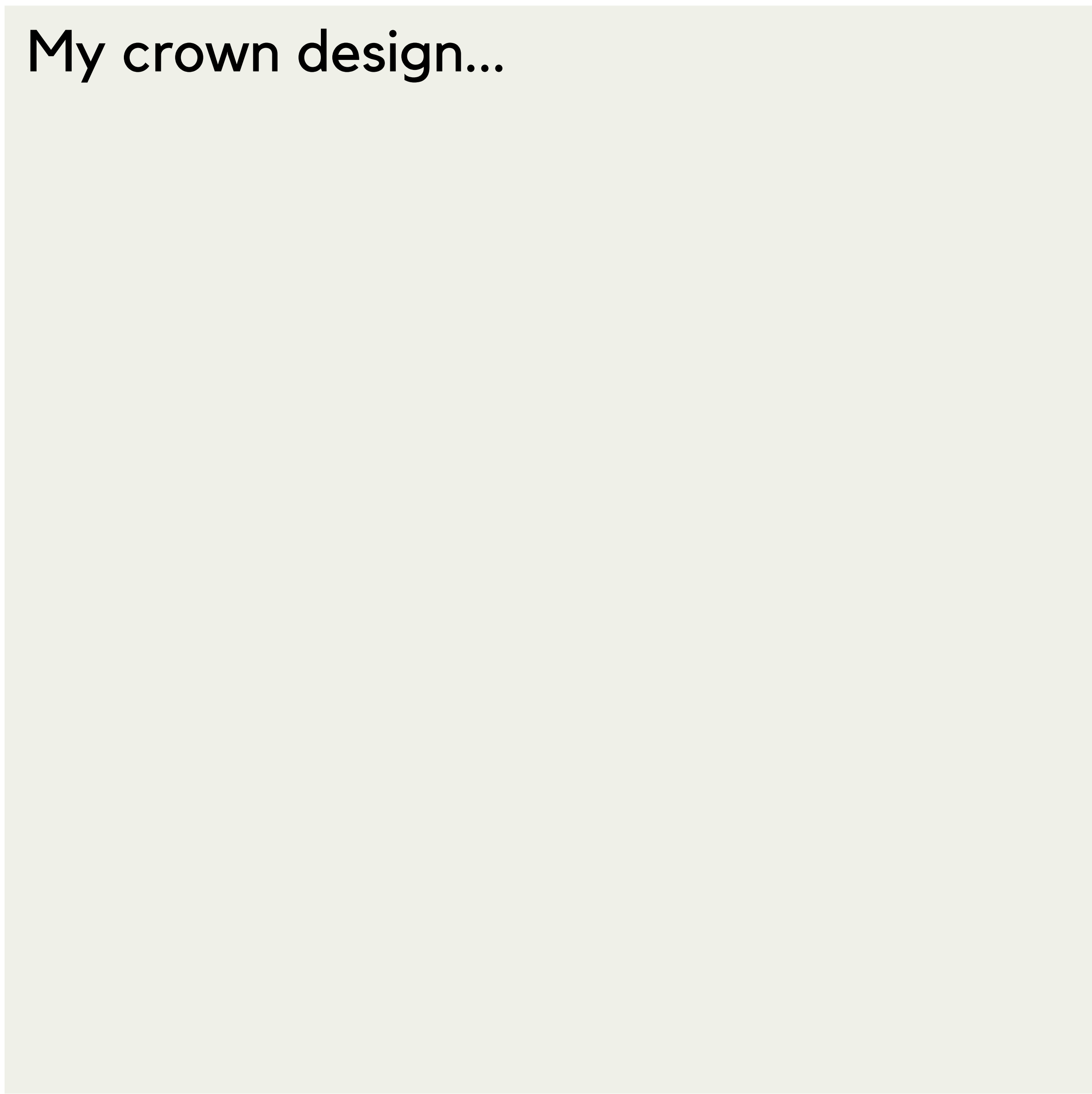
His crown was once blue and is decorated in the centre
with a snake called the 'divine cobra'.

**Q. What animal would you choose to have on your
crown?**

**Q. What would your crown
look like? Draw your design
on the next page...**



My crown design...



Let's head up the marble staircase!

Turn right to find our 'Green Gallery'.

Can you guess why it's called the green gallery?

Most of our oldest artworks are kept in here! Lots of the artwork in this gallery shows stories from Ancient myths or from Christian religion. Most of these artworks started life in churches or in grand old homes!

Q. Can you find a painting that shows a story with a lady running across two pictures?

Here we can see Daphne running away from Apollo. To help her escape, she asked the gods for a disguise.

She turned into a tree!

Q. Can you see her as a tree in the second painting?

Q. What would you turn into to win at hide and seek?

Can you draw your disguise on the next page?

Before

After

Lets go on to the 'Red Gallery'!

Artworks in this gallery don't just show angels and saints - in here we see portraits of people, paintings of far away places and groups of objects we call 'still life'.

A portrait is a painting of a person.

Before photography, people had their portraits painted so that people could learn about who they were.

Q. Can you spot a portrait in this gallery of a boy in the big hat?

This boy lived over 300 years ago in Holland, we think his name was David!

David has made a game for you to play in the Red Gallery, try it out on the next page!



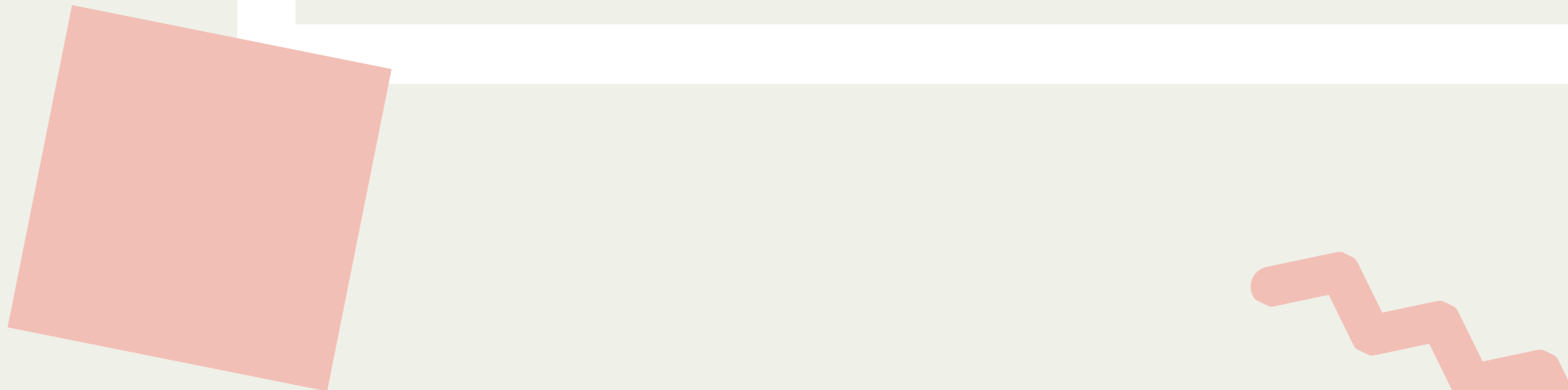



David Says;

"Let's play a game called Talking Pictures! "

Who are you visiting with today?
Ask them to play along!

Talking Pictures!

1. Choose a painting in this room that has two or more people in it.
 2. What is happening in their painting? Think about what the characters might like to talk about?
 3. Choose a character in the painting, become this character! (*Your partner should do the same!*)
 4. Have a chat with your partner - don't forget to pretend to be your character!
- 



Some artworks look messy! Lots of artists paint with untidy brushstrokes and thick paint.

Artists have always experimented with different ways of making art!


Q. Can you find a painting in this gallery that looks really different to all the others?

Frank Auerbach painted Primrose Hill (Winter) in 1981.

Q. How many colours can you spot in the painting?


Q. How does it look different to the other paintings in the gallery?

Q. Can you describe it in three words?






Frank Auerbach likes to paint places he has been to, can you draw a picture of your favourite place?



Well done, that looks great!

Q. Why is this your favourite place?

Q. Can you describe this place?





Head onto the Beige Gallery for the next part of our journey!

In this gallery we can see places that artists have travelled to, including some dramatic natural landscapes!

Q. Can you find the painting of a big volcano erupting?



Imagine jumping into this picture....

What can you smell?

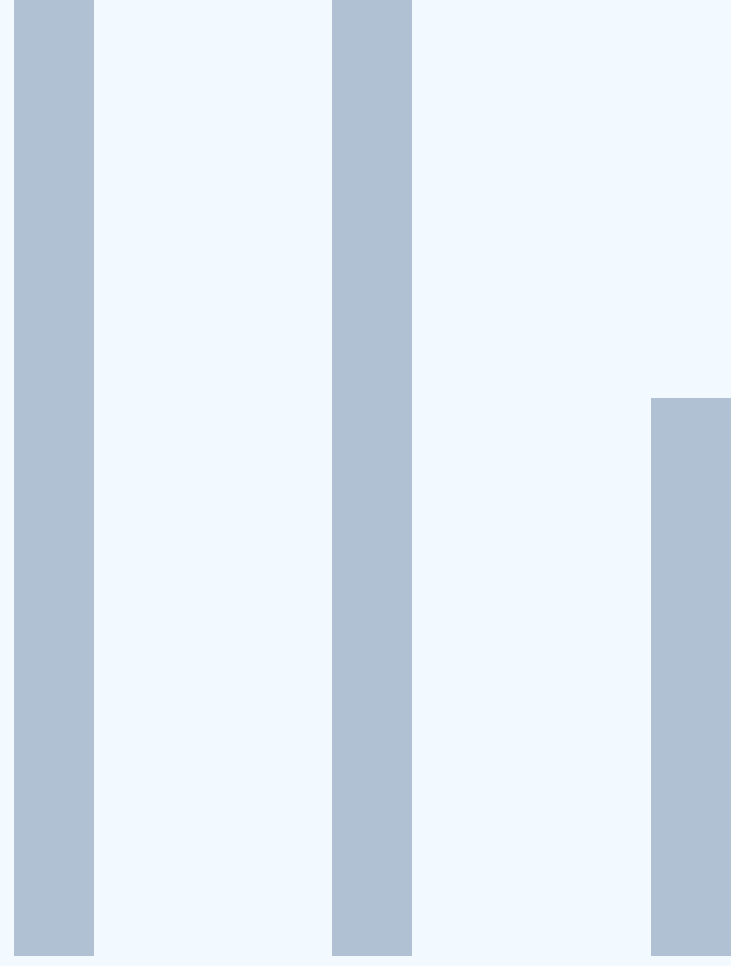

What can you hear?

What can you feel?

What can you see?



Q. Can you write a postcard to a friend from this place on the next page?






Let's go to the next gallery, the
Blue Gallery!

In this gallery we can see artworks
that have been made in the last
200 years.

Here, art gets experimental! Artists
painted outside, they painted from
their imagination and they painted
in wild colours!

Be on the look out for a very small painting of the
sea at nightcan you find it?

This is 'Mother and Child by the sea' by Dahl. Can you
imagine being in this place? Are the people in the painting
waving Hello or Goodbye to the people on the boat?



**Q. Have a look in your
seashore bag, can you
hear the sea when you
listen to the shell?**


Take a look at the
other pictures of the
sea.

**Q. What else is in
you bag?**

**Q. What other sounds might there be
in the painting in this gallery?**



**Q. Can you make seashore sounds
together?**



Artists sometimes make art about things that are real and sometimes make art about things that are completely made up!

Q. Can you find a funny little sculpture that is a strange shape in this gallery? It looks gold but is made from bronze.

This sculpture is called 'man seen by a flower' and is a shape from the artist's imagination!

Q. Can you pretend to be an imaginary shape under your cloth?

Strike a pose and take a photograph!

 *share your photo with us @FamiliesFirstBarberInstitute

Well done for completing our Family Activity Bag!

Visit our learning room to share your journey in our comments book!